

e-STUDIO2508A

e-STUDIO3008A

e-STUDIO3508A

e-STUDIO4508A

e-STUDIO5008A

Product brochure

- Five monochrome A3 systems with a speed of up to 50 ppm for businesses with demanding print, scan, copy and fax needs.
- State-of-the-art technology combined with intuitive usage via a 22.9 cm tablet-like display, which can be customised according to a user's needs.
- Ideal for medium to large sized workgroups which need reliable document output and expect excellent image quality.



CONNECT. INTEGRATE. SIMPLIFY.

Technology for every office, delivering advanced functionality, ease of use and peace of mind.

Every industry has unique workflow needs. Toshiba has developed customisable MFPs to make your job easier. Intuitive and smartly integrated, our products simplify complex tasks and give you control while providing the reliability Toshiba is known for.

Toshiba's latest series delivers on our promise of Together Information – our commitment to collaborate with clients in order to provide tailored, cost-effective solutions to meet specific print, document management and content needs while helping you to meet your green objectives.

Produce more with less effort.

The Toshiba e-STUDIO5008A series is designed to put a fast, efficient, secure MFP in the hands of small and medium workgroups. Not only is it reliable, it also produces high-quality type and images.

- Advanced Toshiba e-BRIDGE controller technology combined with an impressive resolution of up to 1,200 x 1,200 dpi
- A time-saving, high-speed, large-capacity 300-sheet optional Dual Scan Document Feeder
- The same power and performance typically enjoyed only by larger businesses is now available for smaller groups and companies. After all, size does not have to limit capability, nor production, especially thanks to Toshiba's e-STUDIO5008A series.

Simple, smart and stylish.

A new 22.9 cm (9") tablet-style touch screen with an embedded web browser is easy to use and customisable to meet your needs. And, it is part of the bold new look being introduced across the new e-STUDIO series.



TOSHIBA TECHNOLOGY AT WORK FOR YOU.

At Toshiba, we work hard to make your work easier, and more productive. In fact, we haven't even mentioned all of our impressive features, like PCL 6, PS3, XPS support and universal drivers that offer connectivity to Windows, Mac and more. Then there are driver plug-ins such as Job Point that splits large jobs over multiple machines, Job Replicator for multi-part form replacement, Job Separator for batch printing with any Windows app, and Job Build to print different documents together as a single job.

Security for Your Business

We're constantly looking for new ways to make your work, and ours, safer, and more secure.

- > The self-encrypting Toshiba Secure HDD provides top level security
- > By adding optional security functions the systems become compliant with IEEE2600.1 and meet the EAL3 Common Criteria requirements.
- > IPsec is available to securely encrypt data sent to and from the MFP

Responsibility for the Planet

Innovation that is truly innovative makes certain that our environment is part of the equation, which is precisely why we're always looking for ways to be even more environmentally responsible.

- > RoHS compliant; use of recycled plastics and a low-power Super Sleep Mode to save resources
- > Being ENERGY STAR Tier 2 compliant means the systems meet the latest, most stringent environmental requirements



A COMPACT DESIGN WITH EVERYTHING INSIDE

Teams and divisions in any business need to get a lot more done often using fewer resources and minimal space. That's the thinking behind the e-STUDIO5008A series, too. Plenty of functions, lots of capacity, and a small footprint with a fresh, new look.

First Copy Output Time clocks in at amazing 3.6 seconds for 35-50 pages per minute (ppm) models and 4.3 seconds for 20-30 ppm models.

Multi Station Print Solution allows you to send print jobs from your desktop and retrieve them at any convenient MFP by authenticating at that device, e.g. by simply swiping your badge.

Print Around eliminates printing bottlenecks by allowing other print jobs to go around one job that's held-up due to requiring a specific paper size or type.

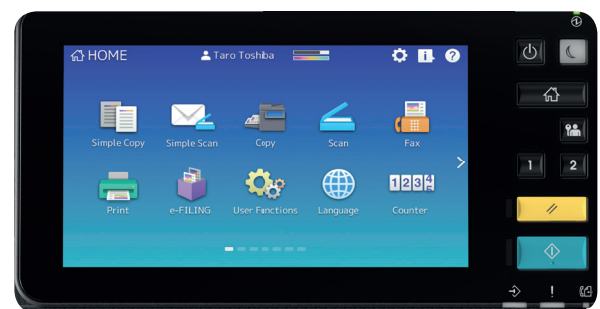
Job Reservation will queue up multiple copy or print jobs so users can send jobs whenever.

Saddle/Fold Capabilities offer saddle-stitch finishing and the ability to fold without stapling.

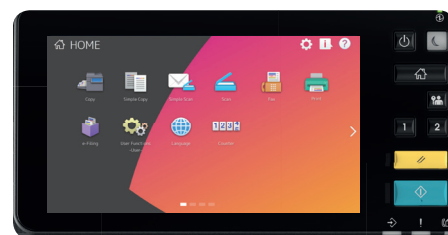
Scan-to and Print-from USB lets you print straight from your USB drive or scan documents to it.

Embedded Apps let you send your documents directly to or print from Microsoft OneDrive, Google Drive and Dropbox via optional e-BRIDGE Plus connectors.

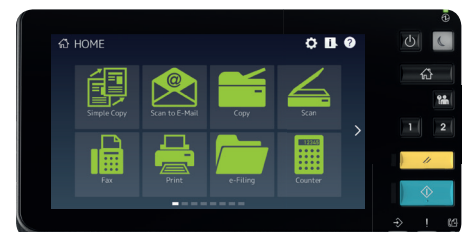
Customisable User Interface for an all new user experience. You decide what's best for you. A new tiltable, touch swipe 22.9 cm (9") colour panel works like a tablet or smartphone interface so you can find whatever you need by just swiping your finger. Plus, you can customise it to suit your individual needs.



A large touch screen is your gate to document handling which has never been easier. Size and order of icons as well as the background image can be customised. Enjoy the unique experience of working with a system that understands what you want.

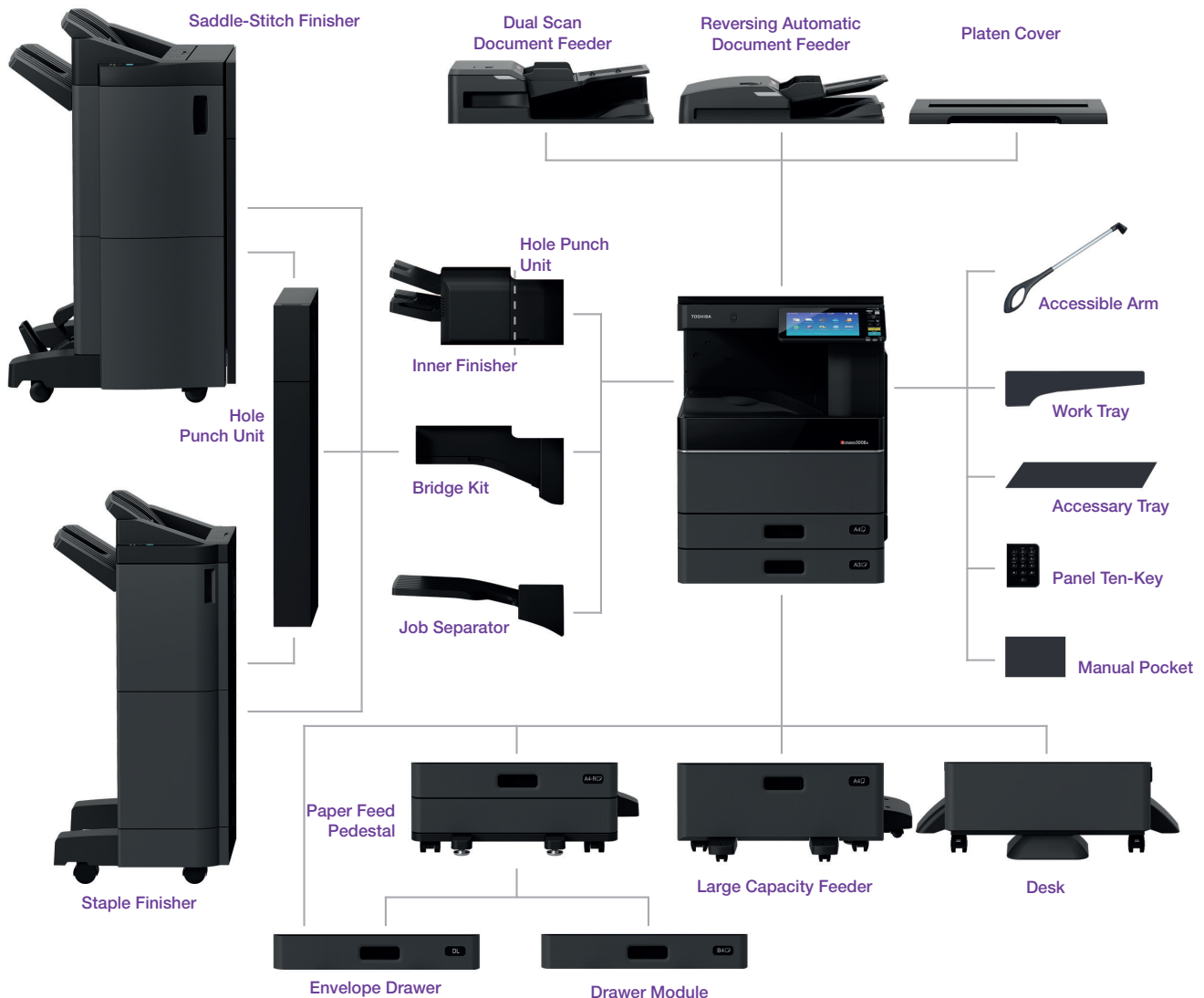


Customised to display up to 18 icons per page and with a different background



Display icons as buttons to easily access functions or start workflows.

CONFIGURATION



HIGHLIGHTS

Advanced e-BRIDGE Technology

The next-generation e-BRIDGE architecture features an embedded web browser, enabling the MFP to easily drive Toshiba's internally developed solutions or even third-party applications.

Double the Scan Speed

Choose between a 300-sheet high-speed Dual Scan Document Feeder, which produces up to 120 ipm simplex and 240 ipm duplex, and a conventional Reversing Automatic Document Feeder for less scan-intensive businesses.

Card Readers

A choice of optional card readers not only gives you fast and convenient access to your print jobs but also increases data security.

SPECIFICATIONS

General

Print & Copy Speed	25/30/35/45/50 ppm (A4) 16/16/25/25/25 ppm (A3)
Warm-up Time	Approx. 14/14/16/16 seconds from low power mode
Paper Size & Weight	Cassettes: A5R-A3, 60-256 g/m ² Bypass: 100 x 148 mm-A3, 52-256 g/m ²
Paper Capacity	2x 550 sheets (Cassettes), 1x 100 sheets (Bypass) Maximum 3,200 sheets
Inner Output Tray	550-sheet capacity
Automatic Duplex	A5R-A3, 60-256 g/m ²
Controller Type	Toshiba e-BRIDGE
Control Panel	22.9 cm (9") Multi-Touch Colour Panel
Memory	Toshiba Secure HDD 320 GB ¹⁾ , 4 GB RAM
Interface	10Base-T/100Base-TX/1000Base-T, High Speed USB 2.0, WLAN ²⁾ (IEEE802.11b/g/n), Bluetooth ²⁾ , Wi-Fi Direct ²⁾
Dimensions & Weight	585 x 585 x 787 mm (W x D x H), ~58 kg

Print

Resolution	600 x 600 dpi, 2,400 x 600 dpi (with smoothing), 1,200 x 1,200 dpi (2 bit, PostScript driver only), 3,600 x 1,200 dpi (PostScript driver with smoothing only)
Page Description Language	PCL5e, PCL5c, PCL6 (PCL XL), XPS and PostScript 3 compatible
Supported Systems	Windows 10/8/7/Vista/Server 2008 (32/64 bit), Windows Server 2012/Server 2008 R2 (64 bit), Mac OS X 10.6.8- 10.11, Linux/Unix, Citrix, Novell NetWare (NDPS), SAP, AS/400
Network Protocols	TCP/IP (IPv4/IPv6), IPX/SPX, EtherTalk, NetBios over TCP/IP
Mobile Printing	e-BRIDGE Print & Capture, AirPrint, Mopria Print Service, Google Cloud Print
Print Functions	Universal Printer Driver, Driver Templates, Driver plug-ins ²⁾ , Print from USB, Hold print, Tandem printing

Scan

Resolution	Maximum 600 x 600 dpi
Scan Speed	Reversing Automatic Document Feeder ²⁾ : up to 73 ipm (300 dpi) in colour and monochrome Dual Scan Document Feeder ²⁾ : up to 240 ipm (300 dpi) in colour and monochrome
Scan Modes	Auto-Colour (ACS), Colour, Greyscale, Monochrome
File Formats	JPEG, Multi/Single Page TIFF/XPS/PDF, SecurePDF, Slim PDF, PDF/A, Searchable PDF ²⁾ (and other formats like DOCX, XLSX) ²⁾
Scan Functions	WS Scan, Scan to USB, Scan to E-Mail, Scan to File (SMB, FTP, FTPS, IPX/SPX, Local), Meta Scan ²⁾ , OCR Scan ²⁾ , Scan to Box (e-Filing), WIA, TWAIN

Copy

Resolution	Scan: 600 x 600 dpi Print: 2,400 x 600 dpi with smoothing
First Copy Output Time	Approx. 4.3/4.3/3.6/3.6/3.6 seconds
Zoom	25-400% (Platen), 25-200% (RADF/DSDF) ²⁾
Copy Modes	Text, Text/Photo, Photo, Custom
Copy Functions	Electronic Sort, Rotate Sort, Edge Erase, 2-in-1 / 4-in-1 mode

System & Security

Device Management	e-BRIDGE Fleet Management System ²⁾ , Top Access for remote administration and configuration
System Features	e-Filing document server for secure storage, Document distribution and Print-on-Demand (1 public box, 200 user boxes), 12,060 one-touch templates for storage of personalised settings or workflows, Scan/Fax Preview, e-BRIDGE Open Platform ²⁾ , Embedded Web Browser, Job Skip
Accounting & Security	Role Based Access, LDAP support, 1,000 department & 10,000 user codes, Card Reader ²⁾ , Private print, Standard data encryption with Toshiba Secure HDD, Data Overwrite Enabler ²⁾ , IP and MAC address filter, Port filter, Support of SSL and IPsec ²⁾ protocols, IEEE802.1x support, IEEE2600.1 compliant ²⁾ , Scan to Secure PDF

OPTIONS

REVERSING AUTOMATIC DOCUMENT FEEDER	100-sheet capacity, A5R-A3, 35-157 g/m ²
DUAL SCAN DOCUMENT FEEDER	300-sheet capacity, A5R-A3, 35-209 g/m ²
PAPER FEED PEDESTAL	550-sheet capacity (1 Cassette), A5R-A3, 60-256 g/m ²
DRAWER MODULE	For Paper Feed Pedestal 550-sheet capacity (1 Cassette) A5R-A3, 60-256 g/m ²
ENVELOPE DRAWER	For Paper Feed Pedestal or 2 nd cassette Envelopes: 50-envelope capacity, 100 x 162 mm-240 x 380 mm, 60-85 g/m ² Paper: 550-sheet capacity (1 Cassette), A5R-A4R, 60-256 g/m ²
LARGE CAPACITY FEEDER	2,000-sheets capacity, A4, 64-105 g/m ²
INNER FINISHER	2 trays, 600-sheet capacity 50-sheet multi-position stapling A4R-A3, 60-105 g/m ² (stapling mode)
MULTI-STAPLE FINISHER	2 trays, 2,250-sheet capacity 50-sheet multi-position stapling A4R-A3, 60-105 g/m ² (stapling mode)
SADDLE-STITCH FINISHER	2 trays, 3,250-sheet capacity 50-sheet multi-position stapling 5-sheet center folding Saddle-stitched booklets of up to 60 pages A4R-A3, 60-105 g/m ² (stapling mode)
HOLE PUNCH UNIT	Available in 2 holes (E), 4 holes (F), 4 holes (S)

PLATEN COVER

DESK

HARD DISK DRIVE 320 GB¹⁾ (FIPS 140-2 STANDARD)

JOB SEPARATOR

WORK TRAY

ACCESSORY TRAY

PANEL TEN-KEY OPTION

USB HUB³⁾

FAX BOARD

WIRELESS LAN / BLUETOOTH MODULE (incl. Wi-Fi Direct)

e-BRIDGE ID-GATE

DATA OVERWRITE ENABLER

IPsec ENABLER

EMBEDDED OCR ENABLER

MULTI STATION PRINT ENABLER

META SCAN ENABLER

UNICODE FONT ENABLER

ACCESSIBLE ARM



¹⁾ 1 GB = 1 billion bytes; the actual formatted capacity is less. Available capacity will also be less if software applications are pre-installed.

²⁾ Optional

³⁾ For e-STUDIO2508A and e-STUDIO3008A only

About Toshiba Tec

Toshiba Tec Nordic is part of the globally operating Toshiba Tec Corporation, active in various high-tech industrial sectors.

Toshiba Tec Corporation is a leading provider of information technology, operating across multiple industries - ranging from retail, education and business services to hospitality and manufacturing. With headquarters in Japan and over 80 subsidiaries worldwide, Toshiba Tec Corporation helps organisations transform the way they create, record, share, manage and display information.

For more information please contact us:

Toshiba Tec Nordic

Frösundaleden 2
169 70 Stockholm
Sweden

Telephone

+46 8 734 46 00

Website

www.toshibatec-tnd.com

Together Information is Toshiba's vision for how people and organisations create, record, share, manage and display ideas and data.

It is based on our belief that the most successful organisations are those that communicate information in the most efficient way .

We make that possible through an integrated portfolio of industry-specific solutions, all of which reflect Toshiba's commitment to the future of the planet.